

Diagnostic Assessment for Happy, Healthy Me





Table of Contents

Item	Page Number
Diagnostic Assessment Instructions	2
Class KWL Chart	3
Diagnostic Pre Assessment	4-6
Diagnostic Post Assessment	7-8

Happy, Healthy Me Diagnostic Assessment



Duration: 15 min.

Standard (s) Assessed: HE.A.1.1.2, HE.A.1.1.9, HE.B.1.1.1, HE.C.1.1.2, HE.C.2.1.1, SC.B.1.1.4.1.1, SC.B.1.1.5.1.1, SC.B.1.1.5.1.2

Description of Assessment Activity:

The KWL chart will be given to students to assess their knowledge of the unit standards. Students fill out the KWL independently. Students can dictate answers to the teacher for those who need it. Use the back of the page if more space is needed. Then the teacher takes this information and then fills out the class KWL. Use the information gained from the diagnostic assessment to adjust instruction of this unit.

Teacher Directions:

Download the diagnostic assessment tool from the unit assessment file on the Beacon Learning Center's Unit Plan page. Duplicate the KWL chart for the students. Explain to students that this is an assessment to see what they know about personal wellness. This is only to help the teacher know what to teach, so tell them not to worry if they can't think of anything to put on the chart. Read the guiding questions to the students. Remember, students can draw or write answers.

Student Directions:

Using your pencil, write your name on your paper. Your teacher needs to know what to teach you about personal wellness, so listen carefully to each question and write the answers on your KWL chart. Please write the number I say on your chart and then answer the question beside it. If you do not know the answer, leave it blank. It's ok. We will use the back of the page if you run out of space on the front.


Scoring Method and Criteria:

Each question relates directly to the unit standards. The teacher will tally all correct responses at the top of the page and compare them with the post assessment for growth after students fill out what they have **learned** on the KWL chart.

Happy, Healthy Me Unit
Diagnostic/Pre & Post
Class KWL Chart

<p style="text-align: center;">What we know about personal wellness HE.A.1.1.2, HE.B1.1.1, HE.C1.1.2 HE.A1.1.9, HE.C.2.1.1, SC.B.1.1.4.1.1, SC.B.1.1.5.1, SC.B.1.1.5.1.2</p>	<p style="text-align: center;">What we want to know about personal wellness</p>	<p style="text-align: center;">What we learned about personal wellness HE.A.1.1.2, HE.B1.1.1, HE.C1.1.2 HE.A1.1.9, HE.C.2.1.1, SC.B.1.1.4.1.1, SC.B.1.1.5.1, SC.B.1.1.5.1.2</p>

Happy, Healthy Me
Diagnostic Pre-KWL Assessment



Name: _____ Date: _____

What I **Know** about personal wellness


Writing	Picture

Questions for KWL Chart

Pre-Assessment

- Here are guiding questions the teacher should read aloud as the students fill in the KWL chart.
 1. Do you know any healthy behaviors that keep your body well?
 2. What are some good personal health habits? Some bad habits?
 3. Can you name or draw some foods and where they belong on the food pyramid?
 4. How can you share health information with other people?
 5. What are some healthy or unhealthy behaviors?
 6. What does your body need for energy?
 7. How does your body require and release energy?
 8. What kind of foods should you eat a lot of? A few of?

Happy, Healthy Me Diagnostic Pre- Assessment



Name: _____ Date: _____

What I **Want to Know** about personal wellness

Writing	Picture



**Happy, Healthy Me
Diagnostic Post KWL Assessment**

Name: _____ Date: _____

What I **Learned** about personal wellness

Writing	Picture

Questions for KWL Chart

Post Assessment

- Here are the guiding questions the teacher should read aloud as the students fill in the KWL chart.

1. What does your body use for energy?
2. What are some healthy habits that keep your body well?
3. Do you know some good personal health behaviors? Some bad behaviors?
4. Name some foods you should eat lots of.
Name some foods you should limit.
5. What does your body do to require and release energy?
6. Write or draw some foods from the food pyramid and where they belong.
7. List some ways you can share health news.
8. Think of some healthy behaviors or unhealthy behaviors. Write them.