

Summative Assessment #1 for Patterns, Patterns, Everywhere



Table of Contents

Item	Page
Pattern Block Patterns, Summative Assessment #1 Instructions	Page 2
Pattern Block Patterns, Summative Assessment #1	Page 3
Pattern Block Patterns, Summative Assessment # Key	Page 4

Pattern Block Patterns

Summative Assessment #1

Constructed Response

Duration: 30 min.

Standard(s) Assessed: MA.D.1.1.2.K.1, MA.D.1.1.2.K.2, and MA.D.1.1.2.K.3

Description of Assessment Activity: Students predict and extend a pattern shown on the assessment. Using pattern blocks cutouts, students create a pattern, and label it. Adults may write the label as students dictate. This finished document will be included in the student's pattern book.

Teacher Directions: After repeated opportunities to identify, make, predict, extend, and transfer patterns, students demonstrate their abilities. Give the students the assessment document "Pattern Block Patterns." Students will use pattern block cutouts to predict and extend a given pattern. Students then create a new pattern using pattern block cutouts and transfer it to the A, B, A type labeling. If students find the skill of writing the pattern labels difficult, they may dictate the label to be written by an adult.

Student Directions: Finish the pattern that is started by gluing cutouts on the paper. Make a new pattern using the pattern blocks cutouts. Glue your new pattern on the paper. Write A and B where they go to show what kind of pattern you made.

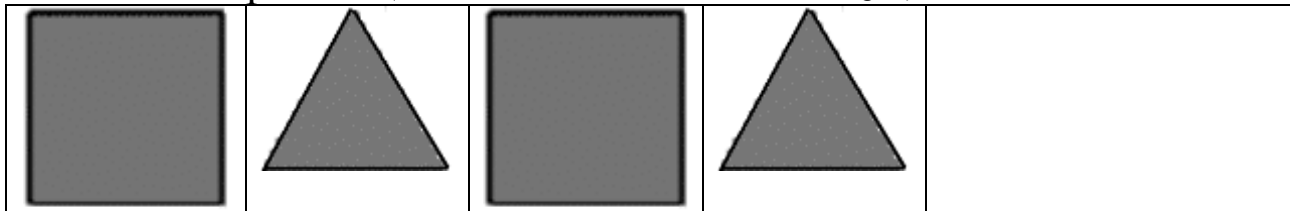
Scoring Method & Criteria: This is a summative for mastery. Any student who does not perform this activity correctly should be given corrective feedback and more opportunities to practice. This summative should be administered again, as the student is ready. For students who do not have the physical ability to write labels, an adult may perform these tasks following the oral directions by the student. A teacher key with examples and explanations is available with this assessment.

Name _____

Pattern Block Patterns

Summative Assessment #1

Finish the pattern. (MA.D.1.1.2.K.1, Goal 3-Information Managers)



Make a new pattern. Label your new pattern. (MA.D.1.1.2.K.2, MA.D.1.1.2.K.3)







Name _____

Pattern Block Patterns

Summative Assessment #1

Teacher Key

Finish the pattern. (MA.D.1.1.2.K.1, Goal 3-Information Managers)

				This must be the square.	This must be the triangle.
---	---	---	--	-----------------------------------	-------------------------------------

Make a pattern. Label your pattern. (MA.D.1.1.2.K.2, MA.D.1.1.2.K.3)

Accept any pattern made. Remember that to be a pattern, it must be repeated at least twice.

Hand-eye coordination and maturation should not be considered. A sideways triangle is still the correct response. Writing assistance may be given to students who are not yet capable of writing their own labels. Students should dictate the label.

This is learning for mastery. If the student does not satisfactorily complete this assessment, reteach and reassess.