

Summative Assessment #1 for Our Picnic, The Study of Matter



Table of Contents

Item	Page
Our Picnic Summative Assessment #1 Instructions	Page 2
Our Picnic Summative Assessment #1	Pages 3-4
Our Picnic Summative Assessment #1 Answer Key	Pages 5 – 6

Our Picnic

Summative Assessment #1

Constructed Response

Standard(s) Assessed:

SC.A.1.1.1.1.1 SC.A.2.1.1.1.1

Duration: 15 minutes

Description of Assessment Activity:

This summative assessment tool is a two-part assessment. The teacher reads the instructions and all text to the students. First, the students draw lines from eight pictures of items that may go on the class picnic, to boxes to pack the items in. One box is labeled “Things that are round.” The other box is labeled “Things with straight lines.” Students must observe the properties of the items and group them in the correct box. Secondly, students look at a picture of a piece of pizza to determine what parts (ingredients) of the pizza can be seen, present but not seen, and not present. Students mark each item in the correct column. This is an assessment for mastery. Any student not meeting success should be retaught and reassessed.

Teacher Directions:

Distribute Summative Assessment #1, Our Picnic. Read all instructions to the students. Read all text to the students. Remember that we are assessing the standards, not the ability of the student to listen, draw, or figure out the chart. Give any assistance needed so that each child is only being assessed on the standard. Making an overhead transparency of the pizza chart and moving a bookmark to indicate the columns may help students to correctly place the X in the chart. Using individual bookmarks to assist students in following the columns may also be necessary.

Student Directions:

Write your name and date on your paper. Listen while your teacher reads the directions and explains what you are to do. Follow the directions to complete this paper. Raise your hand if you need help.

Scoring Method and Criteria:


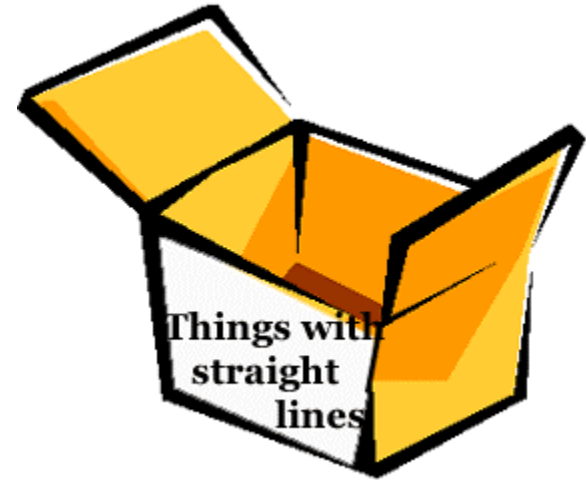
There are fourteen items on this assessment. The first eight items assess SC.A.1.1.1.1.1. Students should successfully group at least **six** of these for the standard to be considered satisfactorily completed. The next six items assess SC.A.2.1.1.1.1. At least **four** of these items should be correctly identified for the standard to be considered satisfactorily completed.

Name _____


Our Picnic

Summative Assessment #1

1. We are taking these things with us on our picnic. They need to be grouped in the correct boxes. **Draw a line** to put each thing in the correct box.



2. Look at this piece of pizza.



Put an **X** in the correct boxes.

Item	It is in the pizza. I can see it.	It is in the pizza. I <u>cannot</u> see it.	It is <u>not</u> in the pizza.
1. Cheese	1.	1.	1.
2. Jelly	2.	2.	2.
3. Flour	3.	3.	3.
4. Pepperoni	4.	4.	4.
5. Chocolate	5.	5.	5.
6. Pizza Sauce	6.	6.	6.

Name _____

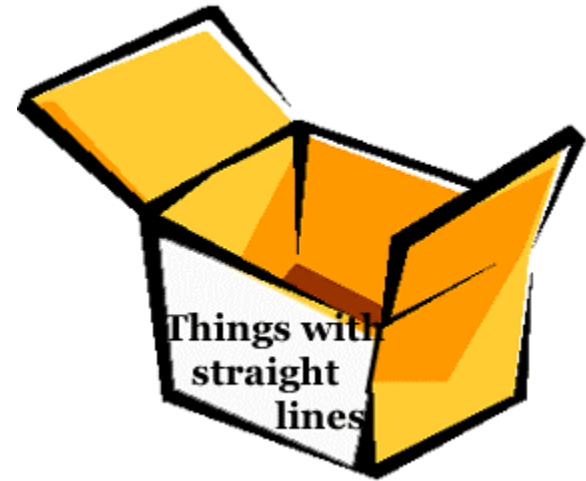
Our Picnic









Summative Assessment #1

Teacher Key


1. We are taking these things with us on our picnic. They need to be grouped in the correct boxes.

Draw a line to put each thing in the correct box. (SC.A.1.1.1.1, Goal 3 – standard1)



 round	 line	 round	 line	 line	 line	 line	 round
---	--	--	---	--	--	--	---

2. Look at this piece of pizza. (SC.A.2.1.1.1, Goal 3 – standard1)



Put an **X** in the correct boxes.

Item	It is in the pizza. I can see it.	It is in the pizza. I <u>cannot</u> see it.	It is <u>not</u> in the pizza.
1. Cheese	1. X	1.	1.
2. Jelly	2.	2.	2. X
3. Flour	3.	3. X	3.
4. Pepperoni	4. X	4.	4.
5. Chocolate	5.	5.	5. X
6. Pizza Sauce	6.	6. X	6.

This is learning for mastery. If the student does not satisfactorily complete this assessment, reteach and reassess.