

Summative Assessment #1

Assessments for

“Where’s the Heart of Florida?”



Table of Contents

<u>Item</u>	<u>Page Number</u>
Assessment Instructions	2
Study Guide	4
Post-test	7
Answer Key	12

"Where's the Heart Of Florida" Post-test
Summative Assessment
Constructed Response, Selected Response

Duration: 30-45 minutes

Standard(s) Assessed:

SSA.6.2.2.4.1, SSA.6.2.2.4.2, SSA.6.2.3.4.6, SSA.6.2.3.4.8, SSA.6.2.3.4.9,
SSA.6.2.4.4.1, SSA.6.2.5.4.1, SSB.1.2.1.4.1, LAA.2.2.8.4.1

Description of Assessment Activity:

Students demonstrate understanding of the selected benchmarks at the completion of the unit by taking the "Where's the heart of Florida?" post-test. This summative assessment is mostly selected and constructed response. Students will show what they know related to the content and skills presented in this unit. Once the post-test is administered and collected, the teacher then uses the post-test answer key to assess student responses.

Teacher Directions:

1. At the conclusion of the unit, Where's the Heart of Florida? Ask students to take this post-test. Caution the students that this test differs from the earlier pre-test in that it attempts to measure their learning achieved during the unit. It is no longer a "no stakes" test, but a "high stakes" test.
2. Distribute the tests and allow the students to begin. The test will take approximately 20 - 30 minutes. You may allow more time if necessary. Once the test is completed, collect, assess, score, and record. The post-test answer key is provided in the associated file.

The next day:

3. Return the post-tests to the students. Discuss the questions and answers in class. Allow students time to review their scores.
4. Distribute the pre-tests the students were given at the introduction of the unit. Encourage students to notice their progress as they compare the pre- and post-tests.

Student Directions:

1. Listen carefully as the teacher gives directions about the post-test.
2. Understand that the post-test is a modified version of the pre-test you took at the beginning of the unit. This test is a measurement of the learning you achieved during this unit. You should attempt to do your very best. Unlike the pre-test, this test is a "high stakes" test.
3. Take the test.
4. Return the test to the teacher when completed or place in the designated area as directed by the teacher.

The next day:

5. Look over your performance on the post-test. Ask any questions you may have concerning the post-test.

6. Now take another look at the pre-test you took at the beginning of the unit. Compare your performance with that of the post-test. You should notice marked improvement in your scores.

Scoring Method & Criteria:

The post-test is a summative assessment. The post-test is a short response, self-selected assessment that covers the information presented within the course of the unit. The teacher summatively assesses to evaluate student understanding of the information covered within the unit. Score the post-test for accuracy using the post-test answer key provided below.



Study Guide

Use the following information as a guide for your study as you prepare for the Post-test.

1. Name Florida's largest city based on population only. _____
Explain why this is so. _____

2. If you were looking for appropriate reference materials to use to learn more about the great state of Florida, what would they be? _____

3. Why did Florida experience tremendous economic, social, and political growth following World War II? _____

4. Name the first European explorer to discover Florida. _____

5. Be sure you can identify the following on a map of Florida:

Gulf of Mexico

Tallahassee

Atlantic Ocean

St. John's River

Lake Okeechobee

Florida's highest point of elevation

6. The largest lake in Florida is _____.

7. Explain why tourism is so important to the growth and development of Florida. _____

8. Be sure you can name at least three tourist attractions and their locations in Florida. _____

9. Explain why the cultural make up of Florida is so diverse. _____

10. How has the diverse cultural make up influenced the unique features of Florida? _____

11. Some of the major cities of Florida are Pensacola, Jacksonville, St. Augustine, Orlando, Clearwater, Tampa, Fort Lauderdale, Fort Myers, and Miami. Explain how geographic features have influenced the establishment and growth of these cities. _____

12. Using the list of major cities provided in #11, select two and describe the geographic, historical, and cultural features of each.

#1 _____

#2 _____

13. Explain what happened to the growth of Florida following the Civil War and tell why. _____

14. Explain the effects of the *Great Land Boom* of the 1920s. _____

15. How did Henry Flagler's contributions to the development of Florida lead to economic growth for the state? _____

16. Why was Tallahassee chosen as Florida's state capital in 1823? _____



"Where's the Heart of Florida"
Post-Test

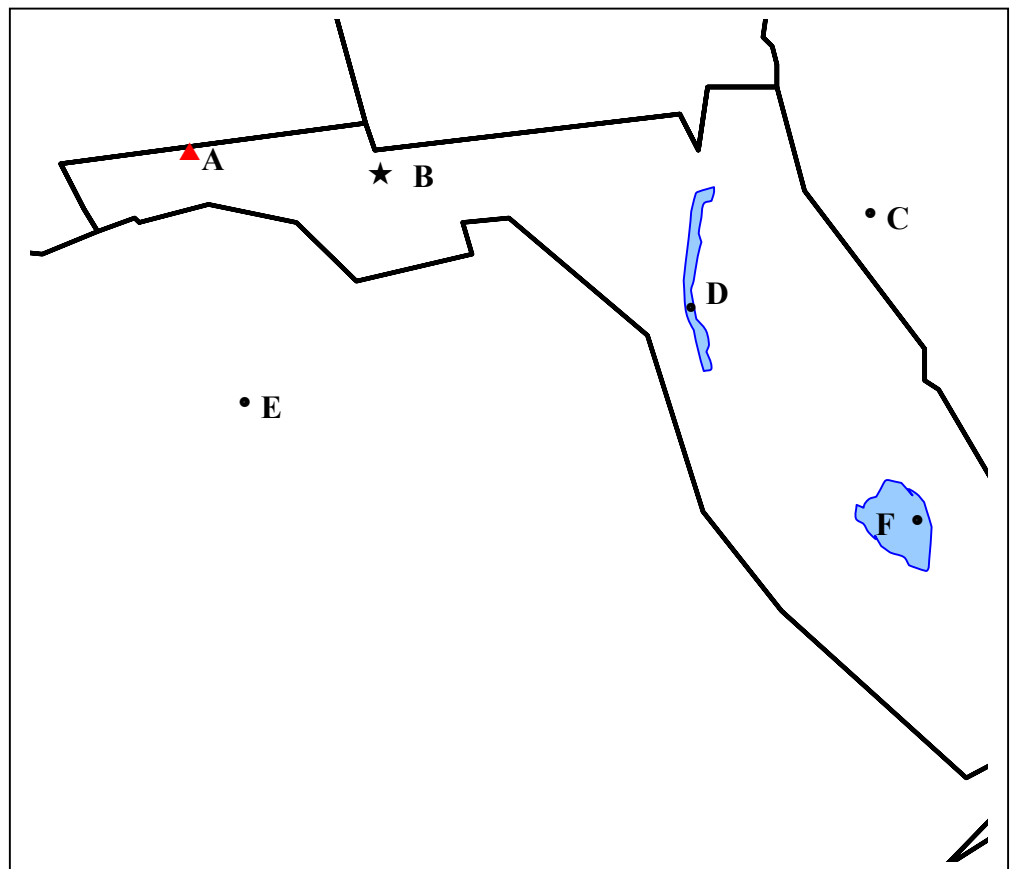
Name: _____

Date: _____

Directions: Read each question carefully. Answer the best you can. Remember that unlike the Pre-test, this test will be used to assess your learning of the information presented in the unit.

Identify the features of Florida by writing the letter beside the correct answer.

1. ___ Gulf of Mexico
2. ___ Tallahassee
3. ___ Lake Okeechobee
4. ___ Atlantic Ocean
5. ___ St. Johns River
6. ___ Florida's Highest Point of Elevation



7. Which Florida city is the largest based on population? _____

Explain why this is so. _____

8. Which is the largest lake in Florida?

- a. Lake Kissimmee b. Lake Okeechobee c. Lake George d. Lakeland

9. In 1823, Tallahassee was chosen as the location for the state's capital. Considering the physical features and growth of the major cities at that time, was this a good site for the capitol? Explain your answer.

10. Why are tourist attractions like Walt Disney World and the Kennedy Space Center so important to the growth and development of Florida?

11. Name another Florida tourist attraction and the city of its location.

Tourist Attraction: _____ City of Location: _____

12. Florida is well known for the variety of cultures that make up its population. Explain two ways the presence of these different cultures has influenced the unique features of Florida. _____

13. Take a look at the map that shows several of Florida's major cities. Explain how geographic features have influenced the establishment and growth of these cities and the state.



14. Let's say you need to select one of these cities pictured on the map above to move to. Which would be your choice? _____ Explain why by making references to geographic, historical, or cultural features about the location of your choice. _____

15. Many people come to Florida to live from other countries like Cuba and Haiti. Why? _____

How does this affect the cultural make-up of Florida? _____

16. Name the first European explorer to discover Florida. _____

17. What was Henry Flagler's contribution to the development of Florida?

Explain how this led to economic growth in Florida? _____

18. Following the conclusion of the Civil War, people from other states began noticing Florida. Name the two major physical features that drew these people to the land called Florida.

1. _____

2. _____

19. What effect did the Great land Boom of the 1920s have on southern Florida? _____

20. After World War II, Florida experienced tremendous economic, social, and political growth. Explain why. _____

21. Florida is a fascinating place to visit and to live in. If you were interested in learning more about the history of the state or how the population of the state is growing, what reference materials might you use to gather this information? _____

"Where's the Heart of Florida"
Post-Test Answer Key



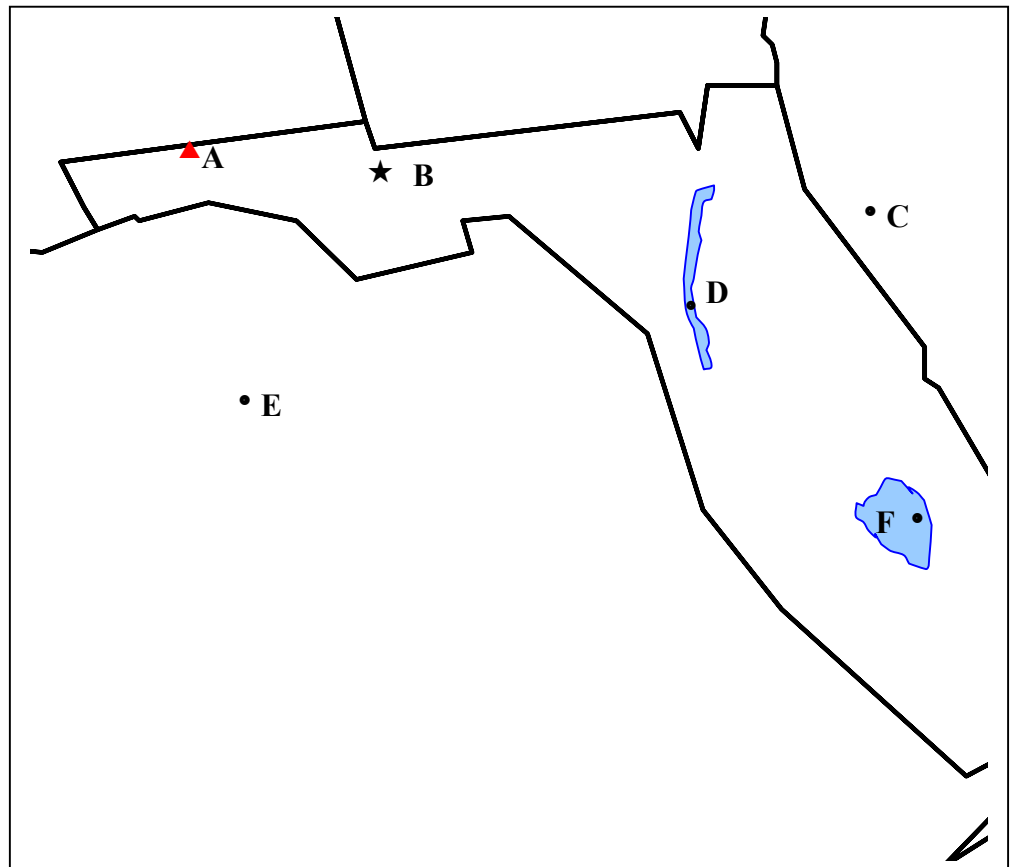
Name: _____

Date: _____

Directions: Read each question carefully. Answer the best you can. Remember that unlike the Pre-test, this test will be used to assess your learning of the information presented in the unit. **Teachers: The following are suggested answers. Please use your discretion during the assessment of student responses.**

Identify the features of Florida by writing the letter beside the correct answer.
(SSA.6.2.2.4.1)

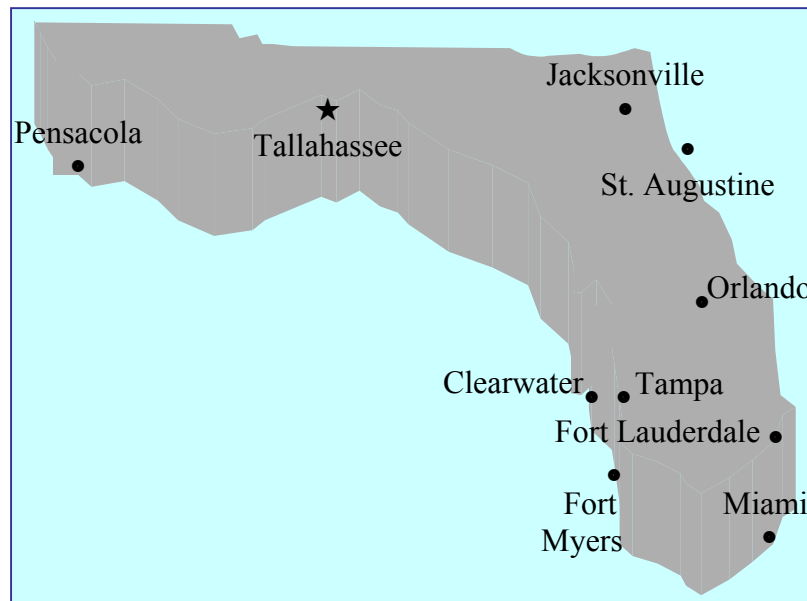
1. E Gulf of Mexico
2. B Tallahassee
3. F Lake Okeechobee
4. C Atlantic Ocean
5. D St. Johns River
6. A Florida's Highest Point of Elevation



7. Which Florida city is the largest based on population? Miami
 Explain why this is so. (SSA.6.2.2.4.1) *Most of the state's immigrants choose to live in Miami. Famous beaches, Miami Metrozoo and other attractions of this area appeal to residents.*
8. Which is the largest lake in Florida? (SSA.6.2.2.4.1)
- a. Lake Kissimmee **b. Lake Okeechobee** c. Lake George d. Lakeland
9. In 1823, Tallahassee was chosen as the location for the state's capitol building. Considering the physical features and growth of the major cities at that time, was this a good site for the capitol? Explain your answer. (SSA.6.2.2.4.2) *Yes. Before 1823, the Legislature met alternatively in Pensacola and St. Augustine. Traveling between these two cities took nearly twenty days or more and was often hazardous. Tallahassee was mid way between these two thriving locations. It was decided to locate the territory's government here, near a waterfall surrounded by beautiful fields.*
10. Why are tourist attractions like Walt Disney World and the Kennedy Space Center so important to the growth and development of Florida? (SSA.6.2.3.4.8) *Tourist attractions such as these encourage the economic growth of Florida. They provide opportunities for employment as well as popular vacation sites for tourists who spend money while they visit.*
11. Name another Florida tourist attraction and the city of its location. (SSA.6.2.3.4.8)
Accept any accurate response.
 Tourist Attraction: _____ City of Location: _____
12. Florida is well known for the variety of cultures that make up its population. Explain two ways the presence of these different cultures has influenced the unique features of Florida. (SSA.6.2.4.4.1, SSA.6.2.5.4.1)

People from different cultures who live in Florida have brought with them different aspects of their native land. Some examples of these include language, fashions, customs and traditions, foods, and religions. Florida is very flavored with the traits of various cultures.

13. Take a look at the map that shows several of Florida's major cities. Explain how geographic features have influenced the establishment and growth of these cities and the state. (SSA.6.2.2.4.2) Florida has the longest coastline of all the states except Alaska. During the colonization era, ships were the only means of communication and transportation to and from England. Therefore, many of the cities were established near the water. Access to ports for commerce and warm climates were also contributing features.



14. Let's say you need to select one of these cities pictured on the map above to move to. Which would be your choice? _____ Explain why by making references to geographic, historical, or cultural features about the location of your choice. (SSA.6.2.2.4.2, SSA.6.2.2.4.1, SSA.6.2.4.4.1, SSA.6.2.3.4.8, SSB.1.2.1.4.1) Accept any reasonable explanation from the student that supports accurate knowledge of the above mentioned criteria which is contained within the descriptions of the standards.

15. Many people come to Florida to live from other countries like Cuba and Haiti. Why? (SSA.6.2.4.4.1, SSA.6.2.2.4.2) Geographically speaking, these countries are located so close to Florida. They find the climate and customs pleasingly similar to those of their native land. How does this affect the cultural make-up of Florida? When people from other countries relocate to Florida, they bring with them the languages, customs, traditions, foods, etc... from their homelands. This is why Florida is known as such a culturally diverse area.
16. Name the first European explorer to discover Florida. (SSA.6.2.3.4.9)
Juan Ponce de León
17. What was Henry Flagler's contribution to the development of Florida? (SSA.6.2.3.4.6, SSA.6.2.3.4.9) He bought land in Florida and built a railroad that started in Jacksonville and extended down the eastern coast of Florida. Explain how this led to economic growth in Florida? Before the railroad, travel through Florida was difficult. The roads were rough and hazardous. Once the railroad was established, people were afforded an easier way to travel throughout the state. This brought more people to Florida to live and to visit. New businesses were begun as well. This also promoted growth in southern Florida which was a low populated area until then.
18. Following the conclusion of the Civil War, people from other states began noticing Florida. Name the two major physical features that drew these people to the land called Florida. (SSA.6.2.2.4.2)
1. the sunny climate
 2. the pleasing geography
19. What effect did the Great land Boom of the 1920s have on southern Florida?(SSA.6.2.3.4.6) Improvements in transportation brought more people to Florida. They were pleased with the climate and rich farmland

so they decided to stay. This was especially true in the southern region of the state, which at the time had very few people. So, the selling of land and buildings flourished. Some people even bought land sight unseen.

20. After World War II, Florida experienced tremendous economic, social, and

political growth. Explain why. (SSA.6.2.3.4.8) Many people came to Florida after the war to find work. Others simply decided to retire there. Cities started to grow and expand into rural, urban, and suburban areas. During the 1950s Cape Canaveral became the center of the US space industry. An attraction that brought many people and change to central Florida was Walt Disney World. It became a popular tourist attraction as well as provided more occupational opportunities.

21. Florida is a fascinating place to visit and to live in. If you were interested in learning more about the history of the state or how the population of the state is growing, what reference materials might you use to gather this information? (LAA.2.2.8.4.1) Accept accurate responses.