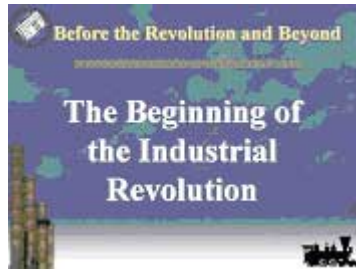




Notes for Industrial Times Presentation: Before the Revolution and Beyond

Slide 1



This presentation should provide the students with a reminder of what conditions were like prior to the Industrial Revolution and focus their attentions on the areas of change that occurred during this period of history. They should have some idea of living conditions based on previous world history lessons on the conditions in the Middle Ages. The presentation also sets the stage for the newspaper reporter theme for the Unit, Industrial Times.

Slide 2



Introduce the guiding question for this lesson and unit.

Slide 3



Other than organic things, the students shouldn't be able to name anything that wasn't made in a factory. This a real contrast to how people got things prior to the Industrial Revolution.

Slide 4



Elaborate on what farming and food production was like in England at this time. Farming was done on small plots of land leased to the farmers. If the farmers didn't live on the land, then they lived in villages near the land.

Slide 5



Everything was handmade, one item at a time.

Slide 6



Remember that many small towns and villages were once part of the manor, which needed craftsmen to make specialized items, like iron goods, bread, pottery, etc. As these societies made the transition from the middle ages to modern times, towns and villages became independent with town charters. The craftsmen grouped together into guilds to insure that the products were uniform in quality and utility.

Slide 7




Ask at the end of this slide: What are some of the problems of getting products made in guilds or cottage industries?

Possible answers: everything was handmade which was slow, quality could vary, not much of an item available, etc.

State: The Industrial Revolution change the way we get our things.

Slide 8



Answer: In urban areas or cities.

Slide 9



Slide 10



Ask the questions on the slide to the students. The following are possible answers:

2-6 people in a family

72 year-male, 82 years-female

No. They probably will not plan on doing the same occupation as their dad.

No. Many opportunities are available to women today compared to the 1700's.

Slide 11



This slide provides a contrast to the answers to the questions from the previous slide.

Slide 12

Family Life: Before

- Living conditions were hard for most people
 - Life revolved around the success of the crops.
 - Most people were malnourished and susceptible to disease.
 - Frequent diseases and epidemics kept the population relatively stable.
 - Life expectancy was about 35-45 years.
 - Marriage and child bearing occurred during the teenage period.

Slide 13

Working

- Boys: How many of you have a job?
- Girls: How many of you have a job?
- How do you get paid?
- How old do you have to be before you are allowed to work?

Ask these questions to the students.

Slide 14

Working: Before

- Boys worked in the fields and helped make tools and other necessary implements.
- Girls worked at home doing necessary chores, such as making clothes, baskets, cooking, cleaning, etc.
- There was little or no pay other than a place to live and food to eat.
- Everyone helped out at an early age.

Slide 15



Travel

- When was the last time you went somewhere?
- Where did you go?
- How far did you go and how long did it take?

The slide features a dark blue background with a faint world map. In the top left corner, there is a small icon of a document with a checkmark. In the bottom left corner, there is a silhouette of a city skyline, and in the bottom right corner, there is a silhouette of a steam locomotive.

Ask the students these questions.

Slide 16



Travel: Before

- Little or no travel for the common person
- Few or poor roads
- No need to go far from home
- To travel 300 miles in England in 1745 took 14 days
- In 1830 it took 1.5 days

The slide features a dark blue background with a faint world map. In the top left corner, there is a small icon of a document with a checkmark. In the bottom left corner, there is a silhouette of a city skyline, and in the bottom right corner, there is a silhouette of a steam locomotive.

Slide 17



Government

- Will you have input into our government?

The slide features a dark blue background with a faint world map. In the top left corner, there is a small icon of a document with a checkmark. In the bottom left corner, there is a silhouette of a city skyline, and in the bottom right corner, there is a silhouette of a steam locomotive.

Slide 18

Government: Before

- Monarchs, great landowners, rich merchants, and clergy had most of the power in government.
- Even in elected governments, like Britain's Parliament, the representatives were males who paid large amounts of taxes.
- People that did not own land and pay taxes had no voice in government.
- Common people, especially women had no input.

Slide 19

Why life is so different now?

- A turning point in history came during the period of 1780 – 1850.
- Historians call it the Industrial Revolution.
- What caused this revolution and its effects will be examined in the next few weeks.


After the second bulleted item, ask students what is a revolution? Take answers until it is established that a revolution is a complete change from the previous way of life.

Slide 20

The Industrial Times

- You are going back in time as a reporter for the newspaper, the Industrial Times.
- As with any job, you will need to be trained.

Slide 21



Slide 22



Slide 23

