

Vocabulary List

Lesson #2

Habitat – where animals and plants live and grow

Environment – surroundings

Climate – weather of a place over a period of years

Adapt – to change






Survive – to stay alive

Desert – a dry place where there is little or no rain

Rainforest – hot, rainy places full of giant trees and leafy plants

Polar region – a place that is near the North or South Poles

Survival!



“Survival!” Answer Key for the Teacher

The students could place the cards in the following groups:

Ant and bee – Survival adaptation is that they sting humans when threatened.

Turtle and snail – Survival adaptation is their hard body covering protects them.

Penguin and seal – Survival adaptation is they have a layer of blubber that helps keep them warm in cold climates.

Koala and squirrel – Survival adaptation is they climb to get away from enemies.

“What If” Cards

<p>What if you were outside playing soccer and it started to rain. There was lightning and thunder...</p>	<p>What if you went to the beach and it was real sunny and hot. You do not want to get sunburned. What would you do?</p>
<p>What if it was time to go outside for P.E. and it is 32° outside....</p>	<p>What if you had been sick with an earache? It is very windy outside and you want to go out and play...</p>
<p>What if you wore two shirts to school today and got too warm while you were outside....</p>	<p>What if you heard a warning signal for a tornado while you were at school...</p>

Teacher Key for “What If” Responses

Possible appropriate responses are listed for each prompt.

<p>What if you were outside playing soccer and it started to rain. There was lightning and thunder...</p> <p>Students should indicate in some way that they would try to seek shelter for protection from the lightning.</p>	<p>What if you went to the beach and it was real sunny and hot. You do not want to get sunburned. What would you do?</p> <p>Students should indicate in some way that they'd try to protect themselves from the sun. This could be by putting on sunscreen, covering up with a shirt, wearing a hat, sunglasses, opening an umbrella, etc.</p>
<p>What if it was time to go outside for P.E. and it is 32° outside....</p> <p>Students should indicate that they would put on additional clothing such as a jacket, sweater, cap, mittens, etc.</p>	<p>What if you had been sick with an earache? It is very windy outside and you want to go out and play...</p> <p>Students should indicate an effort to cover their ears from the wind.</p>
<p>What if you wore two shirts to school today and got too warm while you were outside....</p> <p>Students could indicate they'd remove one of the shirts to cool off. They could also demonstrate another way of cooling off like fanning themselves, walking under shade, sitting down and taking a break, etc.</p>	<p>What if there was a warning signal for a tornado while you were at school...</p> <p>Hopefully, the student knows procedure for tornado warnings and would demonstrate the procedure that had been taught. If not, now would be a good time to teach it.</p>