
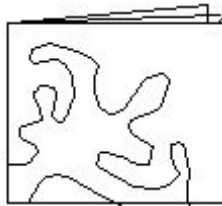


Project Direction Page

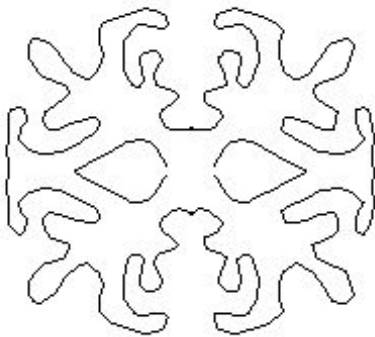
Step 1: Fold the colored square into quarters.



Step 2: Draw your design on the folded colored square.



Step 3: Cut out your design and open up folds.



Step 4: Paste your design on the white paper.

