



TEACHER CHART




GEOMETRIC FIGURES

	Circle	Triangle	Rectangle	Square	Cube	Rectangular Prism	Pyramid	Sphere	Cylinder
Faces									
Edges									
Curves									
Corners									
Shape of the Faces									
Can it roll?									

Name _____

Date _____

STUDENT CHART #1




GEOMETRIC FIGURES

	SHAPE	SOLID FIGURE	ALIKE OR DIFFERENT
Write down the name of the shape or figure in the appropriate box. Then, answer the questions.			(A) OR (D)
HOW MANY FACES?			
HOW MANY EDGES?			
HOW MANY CURVES?			
HOW MANY CORNERS?			
SHAPE OF THE FACES			
CAN IT ROLL? (yes or no)			

Name _____

Date _____

STUDENT CHART #2



GEOMETRIC FIGURES

	SHAPE	SHAPE	ALIKE OR DIFFERENT
Write down the name of the shape appropriate box. Then, answer the questions.			(A) OR (D)
HOW MANY FACES?			
HOW MANY EDGES?			
HOW MANY CURVES?			
HOW MANY CORNERS?			
SHAPE OF THE FACES			
CAN IT ROLL? (yes or no)			