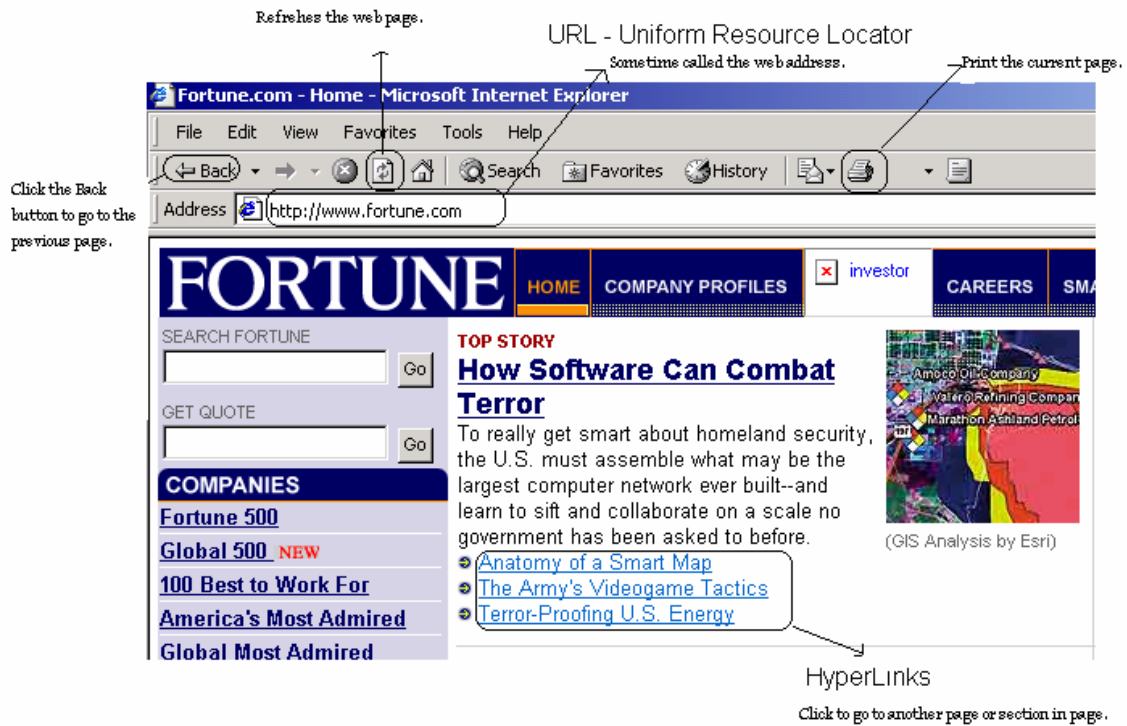
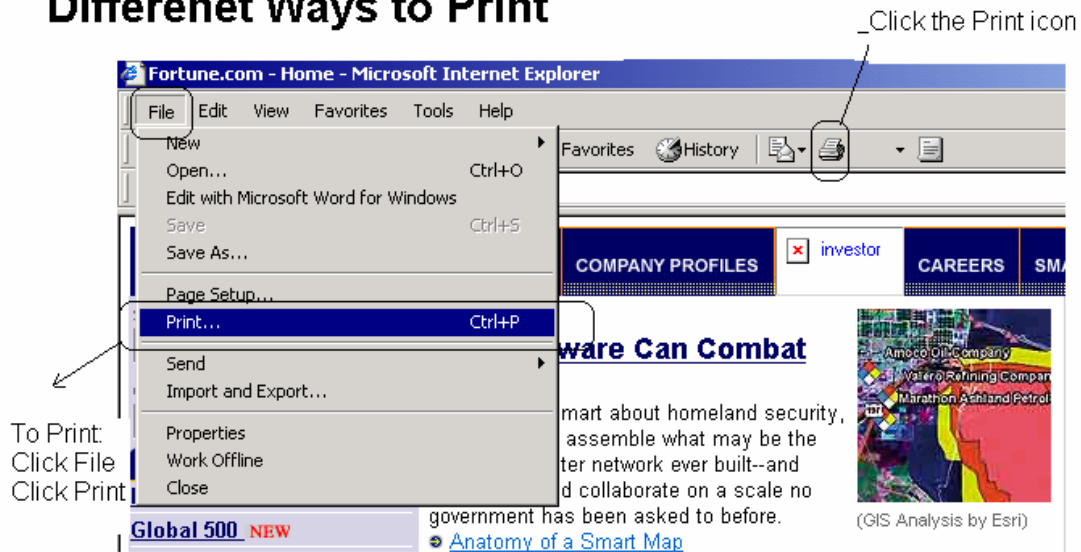


Internet Explorer Overview

- URL – A URL (Uniform Resource Locator) is the address of a file (resource) accessible on the Internet.
- Back button – Takes the user back to the previous page.
- Hyperlinks – The way you navigate through the Internet. When you click a link it takes you to a new page or different location within the page.
- Print button – Used to print a copy of the page.



Different Ways to Print



There are three ways to print using Internet Explorer in a Windows environment.

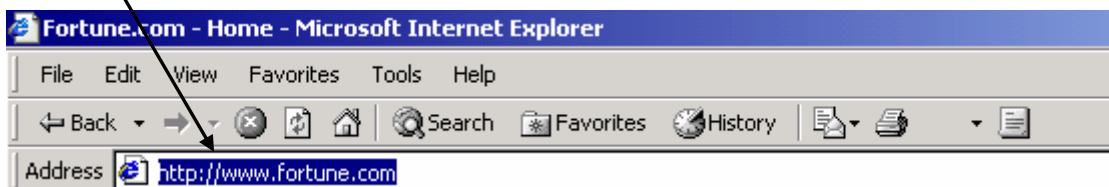
- **Printing Method 1**
 - Click File
 - Click Print

- **Printing Method 2**
 - Click the print icon

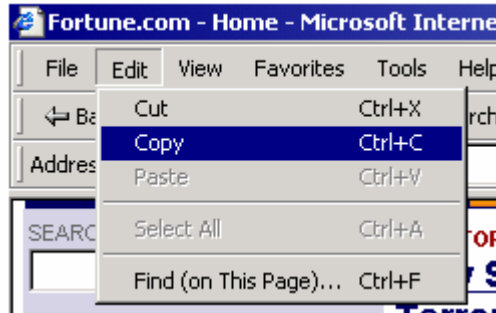
- **Printing Method 3**
 - Using the keyboard, press the Ctrl and P keys at the same time

How To Copy a Web Page URL

1. Open **Internet Explorer**.
2. Navigate to the desired Web page.
3. Highlight the **URL** (Address).



4. Click **Edit**.
5. Click **Copy**.

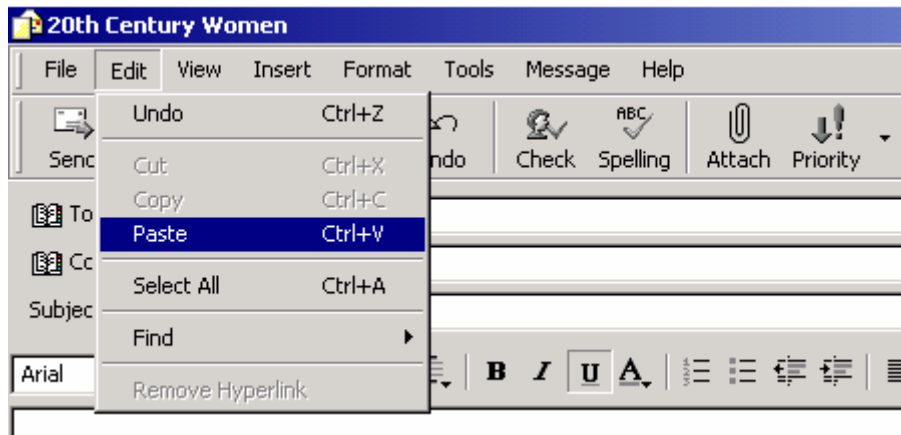


6. Go to the “**How To Paste a URL into an Email Application**” document.

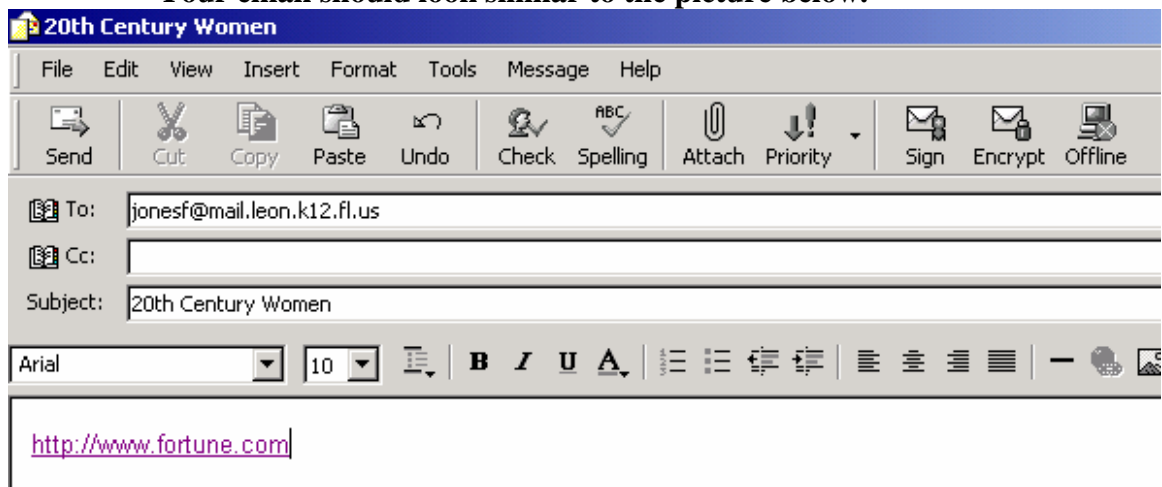
How To Paste a URL into an Email Application

NOTE: How To Copy a Web Page URL should be performed first.

1. Open the **Email application**.
2. Compose a new message.
3. Address the message to the teacher.
4. Address the subject line to 20th Century Women.
5. In the body of the message, click once.
6. Click **Edit**.
7. Click **Paste**.



Your email should look similar to the picture below.



20th Century Women



This is a short list of 20th Century Women.
Assign a student to each person.

20 th Century Women	Student Assigned
Carly Fiorina	
Anne Sweeny	
Abby Joseph Cohen	
Ann Stevens	
Venus Williams	
Ann Moore	
Serena Williams	
Judy Lewent	
Abigail Jonson	
Shelly Lazarus	
Indra Nooyi	
Betsy Holden	
Pat Woertz	
Karen Katen	
Anne Mulcahy	
Marce Fuller	
Andrea Jung	
Oprah Winfrey	
Meg Whitman	
Ann Moore	

GLOSSARY

Term	Definition
browse	To view data and information on the World Wide Web (WWW).
browser	An application such as Internet Explorer or Netscape Communicator used to view and travel the WWW.
button	A small outlined area that can be clicked to select an option or command.
cursor	A symbol such as a rectangle or a blinking underline that shows where the next typed character will be displayed.
desktop	A pictorial file system. Its pictures (icons) represent cabinets, files, folders, and other types of documents that can be worked with and rearranged as necessary.
download	To transfer data from a larger "host" system (i.e., a Website) to a smaller "client" system (personal computer).
fields	An area set aside for a particular type of information.
hard copies	A paper printout of the data stored in a computer. (A <i>soft</i> copy refers to the electronic version of the same data.)
home page	A Web page that serves as the main source of information about a particular person, group, or concept.
hyperlinks or links	A highlighted word or picture on the Internet that takes the user to another place when clicked.
icon	A picture used to represent a specific file or application. When clicked, it opens the file or application for the user.
Internet	A worldwide network of networks also known as "the net," "the information superhighway," and "cyberspace."
IE - Internet Explorer	Web browser. A way to find information on the Internet.
keyword	An entry used to identify a specific record or document.
online magazine	A magazine that is accessed and viewed online. Sometimes called e-zine.
pop-down menu	A menu that appears directly below the command selected, as if it had been pulled down.

scroll bar	A bar on the side or bottom of a window that allows users to view all the information contained on the page.
search engine	A program or Website that allows users to search the WWW using keywords and/or specific questions.
sites	A location on the WWW that contains a home page and often additional documents and files.
status bar	A bar at the bottom of a window that shows the current progress of a task being performed by the computer.
URL	An address system used by WWW browsers to locate resources on the Internet. (Uniform Resource Locator)
window	A rectangular area on a display screen that runs a program or shows data.